

THEME

Math Concepts:

Identifying Numbers

Counting

Measurement


SONG DOWNLOAD



Five Finger Marching Band

CD TITLE:

Math, Music and Motion



ACTIVITIES:

APP

Hands Down | Trace and Color

PRINT

Hands Down | Trace and Measure

PRINT

Drummer Boy | Writing Numbers

ACTIVITY: Hands Down | Trace and Color

<Refer to Page 3>

Preschool Developmental Domains


COG3: Number Sense of Quantity



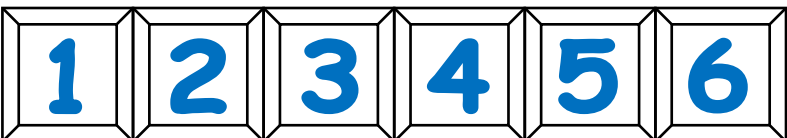
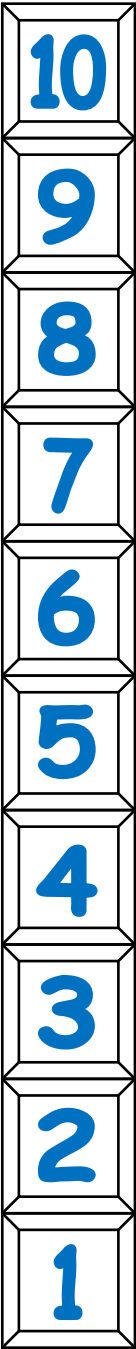

COG5: Measurement

PD-HLTH 4: Fine Motor Manipulative Skills

1. Count the fingers on each hand.
2. Trace over the outlines of the hands using a finger or stylus.
3. Select colors from the color pallet and fill in the traced hand.

1. Print page 3
2. Count the fingers on each hand.
3. Trace over the outlines of the hands using a finger or stylus.
4. Select colors from the color pallet and fill in the traced hand.





ACTIVITY: Hands Down | Trace and Measure

<Refer to Page 3>

Preschool Developmental Domains:

COG3: Number Sense of Quantity
COG4: Number Sense of Math Operations
COG5: Measurement
SED1: Identity of Self in Relation to Others
LLD4: Reciprocal Communication and Conversation
COG 9: Inquiry Through Observation and Investigation
PD-HLTH 4: Fine Motor Manipulative Skills


1. Print Page 3.
2. Count the fingers on each hand.
3. Trace over the outlines of the hands on the paper and decorate them using different colors and shapes.
4. Help your child measure how tall and wide the hands are using the squares on the page or small manipulatives that can be lined up end-to-end (cube, Legos, or tiny animals).

Help your child trace his/her hands on a blank piece of paper. Compare and contrast the difference between the child's hand and the hands on the paper. Hold the 2 papers up to the light and observe the differences. Trace your adult hand and compare and contrast your hands to those of your child. Now, take a look at your real hands.

QUESTIONS:

- What are the differences between the adult's and the child's hand?
- What are the similarities?
- Which hand/s or fingers/s are bigger | smaller | wider | thinner?
- What does the child notice about the hand/s?
- What about skin color | nails | veins | bones?

Trace and measure the child's hands again in 6 months or a year to see if there have been any changes.



APP or PRINT**ACTIVITY: Drummer Boy | Writing Numbers**

<Refer to Pages 6 - 8>

COG3: Number Sense of Quantity

COG5: Measurement

PD-HLTH 4: Fine Motor Manipulative Skills

Open in APP or PRINT on paper. In APP, trace the number inside of each drum using your finger a stylus. On paper, trace with crayon, pencil, marker, etc.

1. Print pages 6 to 8.
2. Trace over the numbers in each drum (1-10)
3. Cut-out the squares, using the lines as a guide.
4. Place them in numerical order on the floor or on a table.
5. Mix and shuffle, then re-order the numbers.



